


1. I have been told about the study and I know why it is being done and what to do. I know that I do not have to do it if I do not want to. If I have questions I can ask my teacher. I know that I can stop at any time.

		Response Percent	Response Count
I understand and will begin the survey.		100.0%	36
I would rather not do it.		0.0%	0
		answered question	36
		skipped question	0







2. Where do you go to school?

		Response Percent	Response Count
IS 53		0.0%	0
IS 109		0.0%	0
IS 137		0.0%	0
IS 192		0.0%	0
IS 210		0.0%	0
IS 226		0.0%	0
IS 238		0.0%	0
MS 202		0.0%	0
PS 42		0.0%	0
PS 197		0.0%	0
PS 223		0.0%	0
PS/IS 116		0.0%	0
PS/IS 225		0.0%	0
Al-Ihsan Academy		0.0%	0
August Martin HS		0.0%	0
Beach Channel HS		0.0%	0
Business Computer Application HS		0.0%	0
Christ Lutheran School		0.0%	0
Devine Mercy Catholic Academy Elementary and Middle School		0.0%	0
Far Rockaway HS		0.0%	0
Grace Lutheran Day School		0.0%	0
John Adams HS		100.0%	36




Richmond Hill HS	0.0%	0
St. Francis De Sales School	0.0%	0
St. Joachim and Anne	0.0%	0
St. Joseph's Parish Day	0.0%	0
St. Rose of Lima School	0.0%	0
Other	0.0%	0
other school (please specify)		1
answered question		36
skipped question		0

3. What grade are you in?			
		Response Percent	Response Count
6th		0.0%	0
7th		0.0%	0
8th		0.0%	0
9th	<div></div>	100.0%	36
10th		0.0%	0
11th		0.0%	0
12th		0.0%	0
answered question			36
skipped question			0




4. How often do you use your computer at home for homework?

		Response Percent	Response Count
I don't have a computer at home		5.7%	2
I don't use my home computer for homework		20.0%	7
A few times a year		14.3%	5
About once a month		11.4%	4
About once a week		17.1%	6
Almost every night		31.4%	11
answered question			35
skipped question			1






5. Compared to last year, this year my teachers are using computers...

		Response Percent	Response Count
less		27.8%	10
about the same amount		19.4%	7
more		52.8%	19
answered question			36
skipped question			0






6. Compared to last year, this year students in my grade are using computers...

		Response Percent	Response Count
less		19.4%	7
about the same amount		33.3%	12
more		47.2%	17
answered question			36
skipped question			0






7. During this school year, how much time per week did you spend using computers in your class(es)?

		Response Percent	Response Count
Not at all		8.3%	3
Less than one period per week		19.4%	7
1 or 2 periods (or a double period) per week		33.3%	12
3 to 4 periods per week		5.6%	2
More than 4 periods per week		33.3%	12
answered question			36
skipped question			0






8. During this school year, I typed up reports and assignments.

		Response Percent	Response Count
Never		21.2%	7
A few times a year		21.2%	7
About once a month		33.3%	11
About once a week		18.2%	6
Almost every day		6.1%	2
answered question			33
skipped question			3






9. During this school year, I made spreadsheets and graphs.

		Response Percent	Response Count
Never		42.4%	14
A few times a year		15.2%	5
About once a month		15.2%	5
About once a week		21.2%	7
Almost every day		6.1%	2
answered question			33
skipped question			3





10. During this school year, I used blogs to communicate with other students and teachers

		Response Percent	Response Count
Never		57.6%	19
A few times a year		15.2%	5
About once a month		3.0%	1
About once a week		9.1%	3
Almost every day		15.2%	5
answered question			33
skipped question			3





11. During this school year, I did research on the Internet for a report or assignment.

		Response Percent	Response Count
Never		21.2%	7
A few times a year		21.2%	7
About once a month		21.2%	7
About once a week		30.3%	10
Almost every day		6.1%	2
answered question			33
skipped question			3






12. During this school year, I made a PowerPoint presentation.

		Response Percent	Response Count
Never		72.7%	24
A few times a year		9.1%	3
About once a month		12.1%	4
About once a week		6.1%	2
Almost every day		0.0%	0
answered question			33
skipped question			3






13. During this school year, I used the computer to make a graphic novel.

		Response Percent	Response Count
Never		72.7%	24
A few times a year		6.1%	2
About once a month		6.1%	2
About once a week		15.2%	5
Almost every day		0.0%	0
answered question			33
skipped question			3






14. During this school year, I took a test on the computer.

		Response Percent	Response Count
Never		51.5%	17
A few times a year		12.1%	4
About once a month		15.2%	5
About once a week		15.2%	5
Almost every day		6.1%	2
answered question			33
skipped question			3






15. During this school year, I used a computer program to improve my study skills or learning skills.

		Response Percent	Response Count
Never		18.2%	6
A few times a year		15.2%	5
About once a month		15.2%	5
About once a week		27.3%	9
Almost every day		24.2%	8
answered question			33
skipped question			3





16. During this school year, I made or listened to a podcast.

		Response Percent	Response Count
Never		66.7%	22
A few times a year		6.1%	2
About once a month		12.1%	4
About once a week		6.1%	2
Almost every day		9.1%	3
answered question			33
skipped question			3






17. During this school year, I made or edited a webpage or worked in a web environment, like a wikispace.

		Response Percent	Response Count
Never		54.5%	18
A few times a year		12.1%	4
About once a month		12.1%	4
About once a week		12.1%	4
Almost every day		9.1%	3
answered question			33
skipped question			3





18. This school year, I collected data using equipment that go with the computer, like probes or PDAs.

		Response Percent	Response Count
Never		69.7%	23
A few times a year		12.1%	4
About once a month		9.1%	3
About once a week		9.1%	3
Almost every day		0.0%	0
answered question			33
skipped question			3

19. This school year, I made or edited a video or movie.

		Response Percent	Response Count
Never		75.8%	25
A few times a year		9.1%	3
About once a month		9.1%	3
About once a week		3.0%	1
Almost every day		3.0%	1
answered question			33
skipped question			3

20. During the past school year, I created or contributed to a web-based map or timeline.

		Response Percent	Response Count
Never		63.6%	21
A few times a year		12.1%	4
About once a month		15.2%	5
About once a week		9.1%	3
Almost every day		0.0%	0
answered question			33
skipped question			3

21. In which classes do you use technology. (Check all that apply)

		Response Percent	Response Count
Math		9.1%	3
Sciences		24.2%	8
English Language Arts		75.8%	25
Social Studies		21.2%	7
Art		3.0%	1
Music		9.1%	3
Physical Education/Gym		0.0%	0
ESL or ELL		9.1%	3
Computer Class		18.2%	6
Multi-Media		9.1%	3
None of the Above		6.1%	2
Other (please specify)			1
answered question			33
skipped question			3

22. How well do you know how to use the following equipment, applications or web sites?

	I never tried	I know the basics	I'm pretty good	I'm an expert	Response Count
Digital camera or video	13.9% (5)	19.4% (7)	44.4% (16)	22.2% (8)	36
Audacity or GarageBand	63.9% (23)	11.1% (4)	16.7% (6)	8.3% (3)	36
iMovie or Movie Maker	44.4% (16)	30.6% (11)	11.1% (4)	13.9% (5)	36
Wikispaces	83.3% (30)	5.6% (2)	8.3% (3)	2.8% (1)	36
Teacher/Class Blogs	72.2% (26)	11.1% (4)	13.9% (5)	2.8% (1)	36
Comic Life	72.2% (26)	11.1% (4)	13.9% (5)	2.8% (1)	36
answered question					36
skipped question					0

23. How much do you agree with these statements?

	Strongly Disagree	Disagree	Agree	Strongly Agree	Rating Average	Response Count
I am able to learn more when I use computers in my school.	2.8% (1)	16.7% (6)	52.8% (19)	27.8% (10)	3.06	36
I work harder on my assignments when I am using a computer.	5.6% (2)	11.1% (4)	61.1% (22)	22.2% (8)	3.00	36
I would be a better student if I got to use technology more in school.	11.1% (4)	22.2% (8)	36.1% (13)	30.6% (11)	2.86	36
Teachers in this school know a lot about how to use computers to help students learn more.	8.3% (3)	8.3% (3)	47.2% (17)	36.1% (13)	3.11	36
There are enough computers in my school for students to use for their schoolwork.	11.1% (4)	16.7% (6)	50.0% (18)	22.2% (8)	2.83	36
I am using computers in my class (es) in ways that other students in this school are not.	11.4% (4)	51.4% (18)	31.4% (11)	5.7% (2)	2.31	35
I have shown other students how to do things with computers.	14.7% (5)	23.5% (8)	47.1% (16)	14.7% (5)	2.62	34
I have shown a teacher how to do things with computers.	28.6% (10)	48.6% (17)	14.3% (5)	8.6% (3)	2.03	35
I use computers more in my class (es) than other students in this school	36.1% (13)	38.9% (14)	19.4% (7)	5.6% (2)	1.94	36
answered question						36
skipped question						0